

WATER FILLED BARRIERS



Water filled barriers are a great safety barrier solution. Suitable for traffic management, work sites and for crash protection. Our water filled barriers will help stop, contain and re-direct an impacting vehicle. Easy to install and manoeuvre, our barriers are highly visible, sturdy and durable.

SHIELD 1



This safety crash barrier is made from a patented composite design, utilising a high strength modified UV stabilised polyethylene. Easy to install with steel connecting pins, this Australian made, re-directive barrier is approved by road authorities Australia wide.

SPECIFICATIONS

Height	920mm	Width	600mm
Effective length	2,000mm	Overall length	2,200mm
Weight empty	81kg	Weight full	611kg
Water filled to top	530 litres	Impact speed rating	TL-1, 50km/h
Joining system	Steel pin	Minimum length of need	44m
MASH test level 1 (2,270kg at 50km/h and 25° accepted dynamic deflection 2.2m)	Yes	Road authority approved	Yes

K1 1000



Designed specifically as a pedestrian and medium speed zone barrier. This barrier is easy to install with a simple interlocking system that allows the barriers to remain connected while moving through angles up to 120° each way. Fitted with reflective tape, these highly visible barriers have two apertures topside for the fitment of hazard lights, pole signage or extended mesh fencing.

Complies with Australian Standard AS1742-3-2019 Traffic Control Devices for works on roads.

SPECIFICATIONS

Height	1,000mm	Width	570mm
Effective length	2,000mm	Overall length	2,200mm
Weight empty	32kg	Weight full	387kg
Water filled to top	355 litres	Joining system	Interlocking

Water filled barriers

1300 836 733 | 1300TEMPFENCE.COM.AU



X-SITE



This heavy-duty pedestrian zone barrier is perfect for delineating crowd flow. Making it the ideal choice for road closures for events or construction sites where traffic management is in place. Easy to install, with a simple interlocking system, this versatile water filled barrier can be easily fitted with anti gawk screens and fence tops for added privacy.

SPECIFICATIONS

Height	990mm	Width	600mm
Effective length	2,000mm	Overall length	2,200mm
Weight empty	31kg	Weight full	360kg
Water filled to top	320 litres	Joining system	Interlocking

X-STREAM




SALES ONLY
Available from
sitehq.com.au

Looking for something more robust than your standard crowd control barrier? The X-Stream Water Filled Barrier, is lightweight, easy to manoeuvre and install. Water is filled to only 25% capacity, making this barrier a great low cost option and ideal for use on building sites to delineate walk ways.

SPECIFICATIONS


Height	900mm	Width	500mm
Effective length	1,900mm	Overall length	2,000mm
Weight empty	20kg	Weight full	205kg
Joining system	Interlocking		

ACCESSORIES & ADD ONS




SHIELD 1 FENCE TOP PANEL

Weight	17kg
Width x Height	1865mm x 1200mm
Frame	25mm x 25mm
Infill mesh	4mm x 4mm, 50mm x 50mm spacings



KI 1000 / X-SITE FENCE TOP PANEL

Weight	25kg
Width x Height	1975mm x 1025mm
Frame	32mm O.D.
Infill mesh	4mm x 4mm, 141mm x 60mm spacings



ARMOURZONE FENCE TOP PANEL

Weight	17kg
Width x Height	1965mm x 1200mm
Frame	25mm x 25mm
Infill mesh	4mm x 4mm, 50mm x 50mm spacings



SHIELD 1 CRASH RATED WATER FILLED BARRIER END TREATMENT



CONNECTOR PINS - SHIELD 1 WATER FILLED BARRIER



REPLACEMENT BUNG FOR SHIELD 1, KI-1000 & X-SITE WATER FILLED BARRIERS

Water filled barriers

1300 836 733 | 1300TEMPFENCE.COM.AU

