

# TEMPORARY POOL FENCING



## Product guide

Our pool fencing products are tested and certified to Australian Standard AS 4687-2022 Temporary Swimming Pool Fencing

Made from high grade steel our fencing is strong, sturdy and secure. Combine with our self-closing pool gates to restrict access to your pool. Our fencing can be applied in either above ground or in ground installation.

### For above ground installation

**Our team of installers use the following:**


- Galvanised steel temporary pool fencing panels (2m long x 1.25m high)
- 1 x temporary fencing foot per panel
- 1 x 1350mm star picket per panel
- 1 x plastic cap per picket
- 1 x cable tie per panel



### For in ground installation

**Our team of installers use the following:**

- Galvanised steel temporary pool fencing panels (2m long x 1.25m high)
- 1 x 1650mm star picket per panel
- 1 x plastic cap per picket



### For temporary pool gates

**Our temporary pool gates are:**

- Fitted with a self closing pool latch (the same as a permanent pool gate)
- able to be locked with a key

**Our team of installers use the following:**

- 2 x temporary fencing feet per gate
- 2 x star pickets per panel (size dependant on whether in ground or above ground installation)
- 1 x plastic cap per picket
- 2 x cable ties (for above ground installation)



Please turn over for installation process.

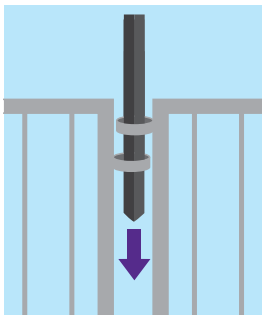


\*Tested and certified to Australian Standard AS 4687-2022 Temporary Swimming Pool Fencing. Never leave a child alone around water. Always actively supervise children in, around or on water. Our product restricts and limits access and should never be used as a substitute to active supervision. Supervision is vital to prevent drownings or water related injuries.

# Installation overview

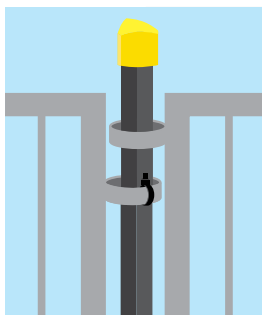
Our experienced 1300tempfence crew will supply, manage and install the temporary pool fencing to suit the customers site requirements.

To aid conversations with customers about installation, here is a simple overview of our process.



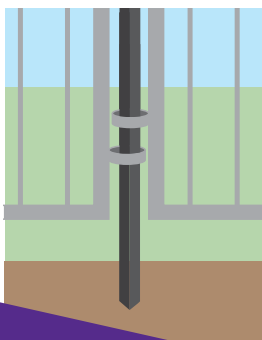
## Connecting panels

Simply align the loops on the temporary pool fencing panels to overlap with each other, then thread a star picket in place to secure two panels together.



## For above ground installation:

The 1350mm star picket is securely cable tied to the temporary pool fencing panels.



## For in ground installation:

The longer 1650mm star picket is hammered 300mm deep into the ground.

Please note that our experienced team will handle the installation from start to finish, to ensure safety procedures are followed to Australian standards.